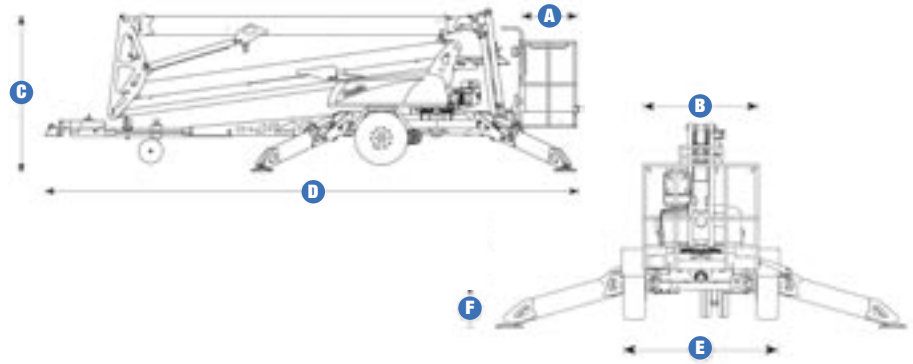




Standards Compliance

- ANSI A92.2
- CSA C225
- CE Compliance
- AS 1418.10

Specifications



MODEL TZ™-50

	US	Metric
MEASUREMENTS:		
Working height*	55 ft 6 in	17.09 m
Platform height	49 ft 6 in	15.09 m
Entry height-extended	20 in	51 cm
Horizontal reach	29 ft 2 in	8.89 m
Clear outreach	23 ft 1 in	7.05 m
Up and over clearance	22 ft	6.71 m
A Platform length	26.8 in	.68 m
B Platform width	44 in	1.12 m
C Height - stowed	6 ft 10 in	2.0 m
D Length - stowed	23 ft 6 in	7.16 m
E Width - stowed	5 ft 6 in	1.68 m
Length - outrigger footprint	14 ft 4 in	4.37 m
Width - outrigger footprint	14 ft 4 in	4.37 m
F Ground clearance	10 in	.25 m
Lift capacity- (ANSI/CSA) standard	500 lbs	227 kg
Lift capacity- (ANSI/CSA) rotating platform	500 lbs	227 kg
Lift capacity- (CE) standard	440 lbs	200 kg
Lift capacity- (CE) rotating platform	440 lbs	200 kg

PRODUCTIVITY:		
Jib boom	4 ft 1 in (1.25 m) with 135° working range	
Self leveling platform	2.5° standard	
Platform rotation option	160° hydraulic	
AC power to platform	standard	
Turntable rotation	359° non-continuous	
Outrigger leveling capability	10°	
Drive speed	.85 mph	1.37 km/h
Gradeability**	20%	
Towing speed rate	60 mph	97 km/h
Tongue weight- ANSI/CSA	400 lbs	181 kg
Surge brakes	standard	
Parking brakes	standard	
Controls	variable speed system	
Tires -ANSI, CSA	ST 225/75 R15	
-CE	215 R14C	
Coupler	2 in (5.08 cm) hitch coupler standard	

POWER:		
Power source	24 V DC (4 6 V 225 Ah batteries) Hybrid DC/Gas (4 6 V 244 Ah batteries) and Honda Gas 5.5 hp (4.1 kW)	
Fuel tank capacity	.95 gal	3.6 L
Hydraulic tank capacity	4.75 gal	18 L
Hydraulic system capacity	8	30 L
Weight*** (ANSI, CSA, CE)	4,400 lbs	1,996 kg
Weight*** (CE)	4,464 lbs	2,025 kg

* The metric equivalent of working height adds 2 m to platform height. U.S. adds 6 ft to platform height.
 **Gradeability applies to driving on slopes. See operator's manual for details regarding slope ratings.
 *** Weight will vary depending on options and/or country standards.

Distributed By:




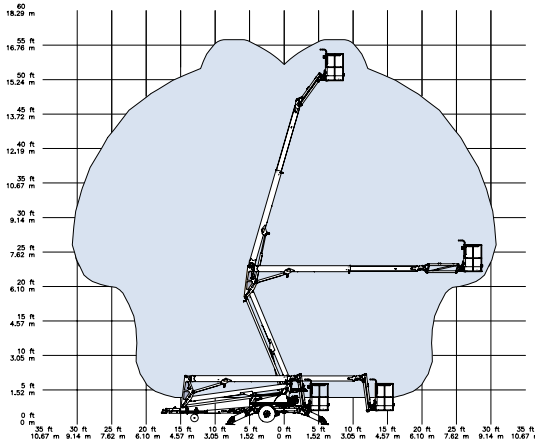
One Source Equipment
 Keller, TX 76248
 817.271.0405

<http://www.onesourceequipment.com>

For further information, please contact your local distributor or the Genie Industries sales office listed. Continuous improvement of our products is a Genie policy. Product specifications are subject to change without notice or obligation. The photographs and drawings in this brochure are for illustrative purposes only. Refer to the appropriate Operator's Manual for instructions on the proper use of this equipment. Failure to follow the appropriate Operator's Manual when using our equipment or to otherwise act irresponsibly may result in serious injury or death. Prices and specifications subject to change without notice. The only warranty applicable is the standard written warranty applicable to the particular product and sale. Genie makes no other warranty, expressed or implied. Products and services listed may be trademarks, service marks or trade-names of TEREX Corporation and/or its subsidiaries in the USA and other countries and all rights are reserved. Copyright ©2005 Genie Industries, Inc. "Genie" is a Registered Trademark of Genie Industries, Inc. in the USA and many other countries. Genie is a TEREX Company. TZ50 3K 0305B. Part No. 109373



One Source Equipment
Keller, TX 76248
817.271.0405
<http://www.onesourceequipment.com>



Easily Configured to Meet Your Needs:

PLATFORM OPTIONS

- Aluminum 26.8 x 44 in (68 x 111 cm) platform
- Platform overload option
- 160° platform rotation

POWER OPTIONS

- 24V DC power source
- Hybrid DC/Gas

DRIVE OPTION

- Drive and set option

COUPLER OPTIONS

- Combination hitch
- 2 in (5.08 cm) ball coupler
- 2.31 in (5.87 cm) ball coupler
- 2.5 in (6.53 cm) I.D. pintle ring coupler
- Clevis coupler

TIRE OPTIONS

- ST 225/75 R15 tires (ANSI, CSA)
- 215 R14C tires (CE)

Standard Features

MEASUREMENTS:

- TZ™-50 has 55 ft 6 in (17.09 m) working height
- TZ™-50 has 29 ft 2 in (8.89 m) horizontal reach
- Up to 500 lb (227 kg) lift capacity

PRODUCTIVITY:

- 4ft (1.22 m) jib with 135° working range
- Industry leading working envelope
- Extension boom
- Self-leveling platform
- Variable speed control system
- Emergency pump down
- AC power to platform
- Automatic leveling system
- Tilt alarm / sensor

- Hydraulic outriggers
- Outrigger interlocks and indicator
- 359° non-continuous turntable rotation
- Hour meter
- Surge brakes
- Parking brake
- Combination hitch with one coupler
- Dual jockey wheels
- Fork lift pockets
- Easy to access batteries

POWER:

- 24 V DC power source

Options and Accessories

PRODUCTIVITY

- Platform overload system
- 160° Hydraulic platform rotation
- Tool tray
- Fluorescent tube caddy
- Operational warning light package
- Horn
- Ladder option
- Non-marking outrigger footpads
- Spare tire
- Wheel chocks
- 2 in (6 cm) ball coupler
- 2.31 in (5.87 cm) ball coupler

- 2.5 in (6.35 cm) I.D. pintle ring coupler
- Clevis coupler
- Drive and set option with larger battery
- Battery charge indicator (BCI)

POWER:

- Hybrid DC/gas option